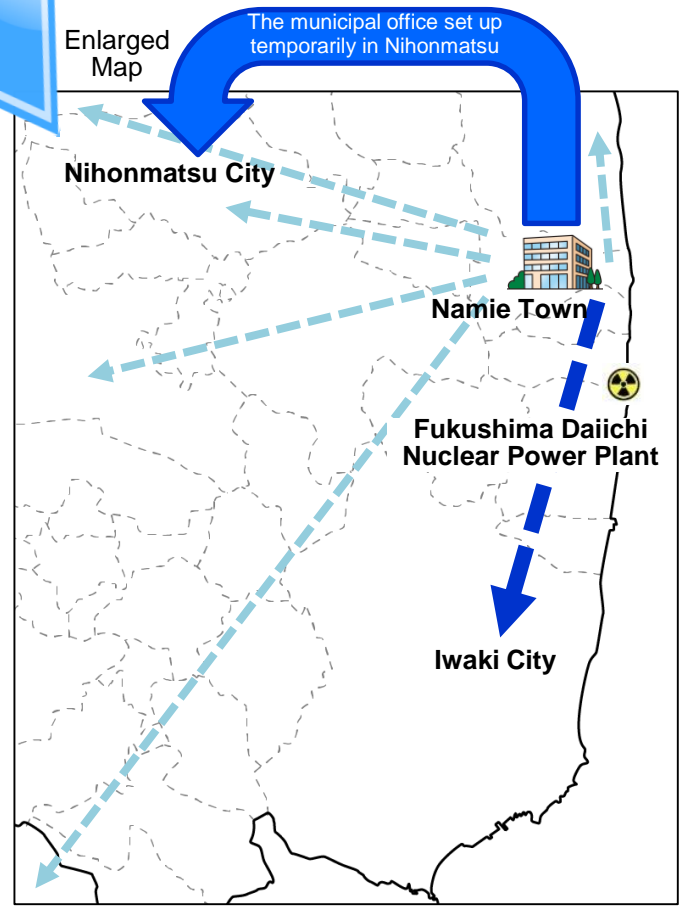


[Status of Evacuation in Namie Town]
 Radiation effects of the Fukushima Daiichi Nuclear Power Plant Accident uprooted the entire population of Namie Town. While a temporary office of the Namie municipality was set up in the far inland city of Nihonmatsu, the residents fled to many other places in and outside Fukushima Prefecture, with a good portion of them having found their settlement in Iwaki City located along the coastline.



[Facts about Iwaki City]
 Located on the southeast rim of Fukushima Prefecture, Iwaki City spreads over an extensive area, sharing a border with Ibaraki Prefecture. As its eastern edge lies along the Pacific Ocean, there is not a big difference in temperature between summer and winter, making the city an area blessed with mild weather.

Population:	347,851
Number of households:	142,312
Area:	1232.02 sq. kilometer (476 sq. miles)

(Based on the final results of the 2015 National Census)

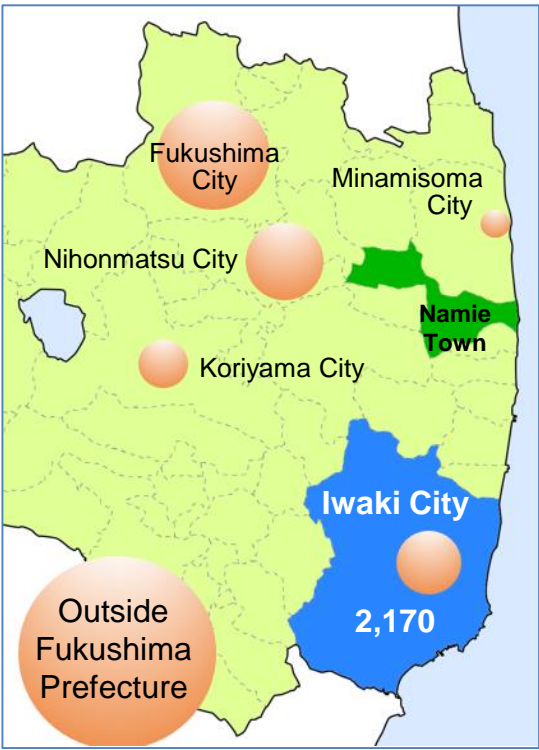
[Cited from Iwaki City Official Website]

Status of Evacuation in Namie Town (Change in Number of Evacuees)

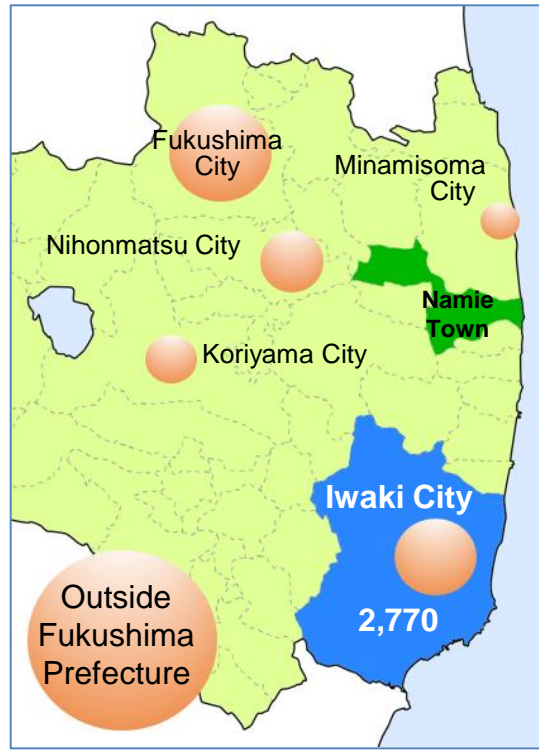
Changes in Number of Namie Citizens Evacuated to Inside/Outside Fukushima Prefecture

[Status of Evacuation in Namie Town]
 The Namie citizens, while many took flight from Fukushima Prefecture, have also been displaced within the prefecture scattered across many locations. The table to the right shows changes in number of Namie evacuees in the large five municipalities. The number of the former Namie residents who moved to Iwaki City was 2,170 in November 2012, soon after the health assistance project was launched, but it increased to 3,172 in March 2017, making Iwaki the primary city of their settlement.

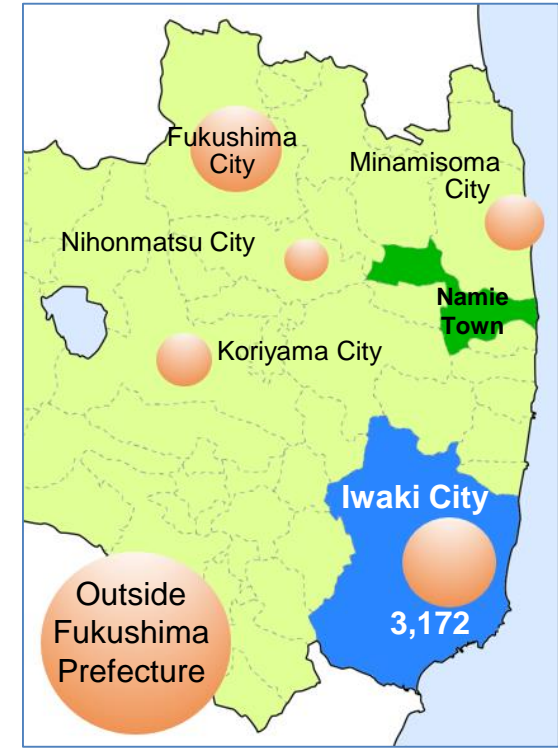
City/Date	2012/11/30	2013/3/31	2014/3/31	2015/3/31	2016/3/31	2017/3/31
Iwaki	2,170	2,245	2,462	2,770	2,988	3,172
Fukushima	3,756	3,663	3,557	3,422	3,258	3,018
Minamisoma	963	1,080	1,191	1,299	1,439	1,954
Koriyama	1,644	1,663	1,711	1,712	1,795	1,839
Nihonmatsu	2,630	2,551	2,386	2,161	1,860	1,460
Outside Fukushima Pref.	6,614	6,606	6,442	6,411	6,437	6,371
Total	21,177	21,168	21,076	21,021	20,897	20,789



As of Nov. 30, 2012
 Total number of evacuees: 21,177



As of Mar. 31, 2015
 Total number of evacuees: 21,021



As of Mar. 31, 2017
 Total number of evacuees: 20,789

Source: Status of the Evacuation of Residents, Namie Town Official Website